



# SIMS PARENT APP - QUICK SET-UP GUIDE



From: [connect@simsonline.co.uk](mailto:connect@simsonline.co.uk)  
Sent: 24 November 2020 10:55  
To: [connect@simsonline.co.uk](mailto:connect@simsonline.co.uk)  
Subject: Sullivan Upper School invites you to SIMS Parent

**EXTERNAL**

**CAUTION:** This email originated from outside the C&IS Service. Do not click links or open attachments unless you recognize the sender and know the content is safe.

Hi [redacted]

You're invited to start using SIMS Parent to manage your child's personal details at Sullivan Upper School. If enabled by the school, you can also view child's attendance, school reports, homework assignments and more.

Simply accept this invitation and register within 90 days.

[Accept Invitation](#)

If the button above doesn't work, copy and paste the following link into your browser:

<https://id.sims.co.uk/registration/home/invitecode>

Should you need to enter it, your personal invite code is: [redacted]

Once you've registered you can sign in using your web browser at [www.sims-parent.co.uk](http://www.sims-parent.co.uk).

You can also use the app for convenience when you're out and about.



## Register your account for SIMS products

Username

*This is usually an email address*

Password

*Password*

☐ Show Password

[Forgot Password?](#)

Sign in

OR



**ESS**



ESS: [Check Service Status](#)

Invitation-email – click on **Accept Invitation**.  
Copy the **Invitation Code**

Scroll down so you can click on  
**Register with External Account**

Scroll down and click on one of the 4 buttons, **Facebook, Google, Microsoft, Twitter** depending on which External Account you wish to use to register with. **Do NOT use Apple.**




Use if you  
**Facebook**  
Account



Use with  
**Gmail,**  
**Goggle Mail**  
email  
addresses



Use with  
**Hotmail,**  
**Outlook,**  
**Live,**  
**C2K**  
email  
addresses



Use if you  
have a  
**Twitter**  
account

**SIMS**

## Activate Your Account

So that we can confirm your identity, please enter your email address and personal invitation code.

Username

Invitation Code

[Next](#)

Alternatively you may complete the registration using an External Account.

Enter the Invitation Code which was on the Invitation-email. Click on **Register**

## Registration

You will have received a new service invite code from either SIMS or from your school administrator.

Please enter the code below and tap or click Register.

Name  (not you?)

Signed in with

Invitation Code

[Register](#)

© 2021 - Education Software Solutions Ltd. All rights reserved.



# SIMS PARENT APP - QUICK SET-UP GUIDE



Enter the DOB of your child (dd/mm/yyyy). Click on **Verify**

## Registration - Answer Security Questions

You are required to provide a second piece of information to confirm your identity.

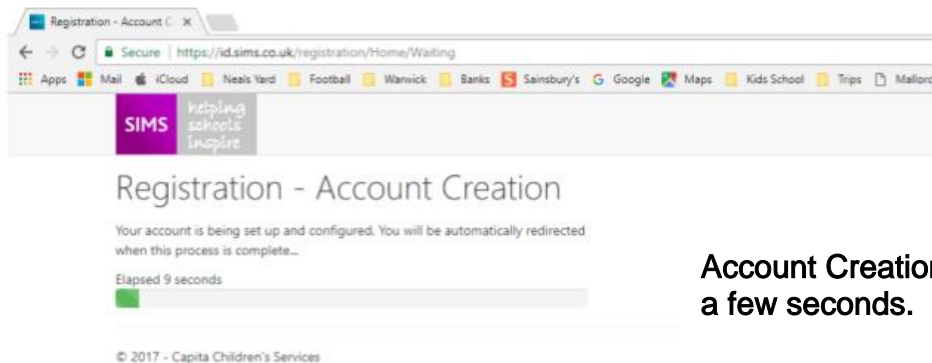
What is the date of birth of one of your children at the school?  
(dd/mm/yyyy)

Please enter your answer

Verify

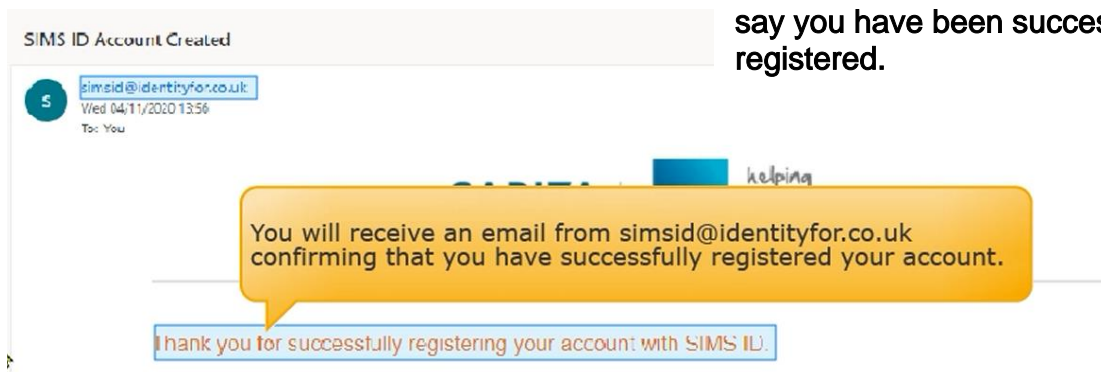
Enter the date of birth of one of your children at the school using dd/mm/yyyy format.

© 2020 - Capita Education Software Solutions



Account Creation should take a few seconds.

You should receive an email to say you have been successfully registered.



Download the App and **sign in with the External Account** (ie Facebook, Google, Microsoft, Twitter) which you registered with.

