



# ROYAL SCHOOL

## ARMAGH

### REVISION LIST

**KEY STAGE 3**

**Year 9**

**SUMMER 2026**

## TABLE OF CONTENTS

1. ENGLISH .....	1
2. FRENCH .....	1
3. GEOGRAPHY .....	2
4. HISTORY.....	3
5. HOME ECONOMICS.....	4
6. ICT .....	5
7. MATHEMATICS.....	7
8. MUSIC.....	9
9. RELIGIOUS EDUCATION.....	12
10. SCIENCE .....	13
11. SPANISH .....	14

### Top tips for revision

- Make sure you know which topics you need to revise - make a revision list and a timetable of when you will revise each subject.
- Make your revision active. Don't just read notes. You could make flash cards, mind maps or use post it notes
- You could stick your mind maps up on the wall and then walk around your room reciting the key details out loud.
- You could record yourself reading your revision notes and listen back to it regularly.
- Watching videos online can really help to bring your notes alive!
- Use colour and stick to the same colour for different topics
- Test yourself by completing practice questions or asking a friend to test you! This will identify areas of strength and weakness
- Build in rewards for your revision eg: your favourite snack or using social media
- Revise in short bursts: 20 - 25 minutes, then have a 5 minute break.

## 1. ENGLISH

This will be a fiction comprehension extract based on a chapter from the class novel 'Stone Cold'. Pupils should ensure they are adequately prepared by practising a range of comprehension question styles, e.g. the penny point question, the character question and the writer's craft question. It would also be beneficial to thoroughly learn the names of language devices (simile, metaphor, personification, dialogue, short dramatic sentences, and so on).

## 2. FRENCH

- Time phrases
- Activities with 'faire' and preposition (du / de la / de l' / des) including all 6 parts of the verb faire
- All 6 parts of the verb 'aimer' with likes and dislikes and opinions
- 'aller' - all 6 parts with pronouns and places to go to
- Daily routine verbs from Pg 1 Booklet 2 (just the 'je' form)
- Time and how to say you do something at a specific time
- Names for mealtimes and how you say what you have for breakfast / lunch / snack / dinner and at what time
- Breakfast, lunch, snack and dinner foods
- Use the 'je' part of the verbs 'manger', 'boire' and 'prendre' (recognise the other 5 parts of each verb)

### 3. GEOGRAPHY

Use the checklist below to help you with your revision before the examinations. We suggest you take one topic at a time and make sure you have revised each point thoroughly and can draw/annotate any diagrams where necessary. **Good Luck!**

#### Population

- Key terms and definitions
- Population Distribution
- Population Density
- Reasons for sparsely and densely populated regions
- Describe and explain global population change
- Causes of Migration - Push & Pull Factors
- Barriers to Migration – Human & Physical
- Case Study – Migration from Mexico to USA

#### Weather and Climate

- Key terms and definitions
- Measuring elements of the weather – instruments, location etc
- Reading a weather map and interpreting symbols
- Weather Systems – depressions and anticyclones
- Weather associated with both weather systems
- Impact of depressions and anticyclones on people and the economy

#### Tsunami

- Define the term tsunami
- Understand the causes of a tsunami
- Tsunami Case Study
  - Causes
  - Impacts – People & the Environment
  - Aid & Response
- Describe and explain different types of aid
- Advantages and Disadvantages of aid

## 4. HISTORY

### Royalty & Rebels II

#### **English Civil War**

- Causes – money/religion/power
- Key events in the Civil War
- Why Parliament won the Civil War
- Trial and execution of Charles I

#### **Oliver Cromwell & Puritan rule**

- Who was Oliver Cromwell and characteristics
- Examples of rules/laws introduced by the Puritans
- What the interregnum was

#### **The Restoration of the monarchy**

- Charles II

#### **The Glorious Revolution – James II & William III**

- Detailed knowledge on why James II was disliked and William was asked to replace him

### SOURCE HANDLING ISSUES – there will be a sources section in the paper

You should be able to demonstrate the following:

- the ability to **understand the meaning of sources**
- the ability to **take evidence as 'quotations' from sources in order to support what you are writing.**
- an awareness of **how much sources agree and disagree**
- an awareness of **things which affect sources' reliability**

## 5. HOME ECONOMICS

- Healthy eating guidelines/ Health living
- Be able to adapt a menu to increase fibre and reduce salt, sugar and fat intake
- Needs throughout the life cycle
- Adolescence
- Vegetarian/vegan diets
- Food packaging
- Food labelling
- Food waste
- Food miles
- Food allergies

## 6. ICT

### Digital Data

- Convert from Binary to Denary
- Convert from Denary to Binary
- Addition in Binary
- Overflow
- File Sizes:
  - Bit (0 or 1)
  - Byte (8 bits)
  - Kilobyte (1024 bytes)
  - Megabyte (1024 Kb)
  - Gigabyte (1024 Mb)

### e-Safety

Use the BBC Bitesize website to revise this section.

<https://www.bbc.co.uk/bitesize/guides/zrtrd2p/revision/1>

Revise:

- Malware and security (See Y8 notes attached to assignment on GC - refresher)
  - Key glossary terms and definitions
- How to stay safe when using the internet
- Other e-safety guidance and examples

Read the supporting notes on the website above.

### Programming

Use the BBC Bitesize website to revise this section.

<https://www.bbc.co.uk/bitesize/guides/zts8d2p/revision/1>

Revise:

- What is programming?
- What is a programming language?
- Core programming concepts:
  - Importing libraries
  - Lists
  - Print statements
  - If, Else If, Else statements

#### **Data Types**

- String
- Integer
- Real / Float / Decimal
- Date / Time
- Boolean

#### **Comparison Operators**

- Equal (=)
- Not equal (!=)
- Greater than (>)
- Less than (<)
- Greater than or equal to (>=)
- Less than or equal to (<=)

#### **Additional Revision Notes**

- Block-based programming (eg scratch) vs console-based programming (python)

### Gaming

You will be tested on your understanding of

- Scratch
- JumpCraft
- GameMaker

### Computer Hardware

Revise:

- Input devices
- Output devices
- Parts of the computer

## 7. MATHEMATICS

### Examination Structure

**Papers:** 2 papers (1 x calculator, 1 x non calculator)

**Equipment needed:** Pen, pencil, eraser, ruler, protractor, compass, calculator

### Topics to revise

#### **Chapter 1, 7 & 11d - Whole numbers and decimals**

- Ordering numbers
- Adding and subtracting negative numbers
- Multiplying and dividing with negative numbers
- Multiples and Factors, Highest common factors (HCF) and Lowest Common multiples (LCM)
- Square, cube and prime numbers, square roots
- BIDMAS - order of operations
- Rounding
- Adding and subtracting decimal numbers

#### **Chapter 2 - Measures, area and perimeter**

- Converting between metric units (eg. cm to m)
- Calculating the area and perimeter of rectangles, triangles, parallelograms, trapeziums and compound shapes

#### **Chapter 3 - Expressions and Formulae**

- Simplifying expressions (collecting like terms)
- Indices
- Expanding brackets
- Substituting values into expressions and formulae
- Writing formulae
- Factorising expressions

#### **Chapter 4 - Fractions, Decimals and Percentages**

- Ordering Decimals
- Converting between, Fractions, Decimals and Percentages
- Adding and Subtracting Fractions (Improper and Mixed Numbers)
- Finding Fractions and Percentages of amounts
- Multiplying and Dividing Fractions
- Percentage Increase and Decrease

#### **Chapter 5 - Angles and shapes**

- Using a protractor to measure and draw angles
- Calculating angles; on a straight line, around a point, opposite angles
- Angles and properties of triangles and quadrilaterals
- Angles in parallel lines (Alternative and corresponding angles)
- Congruent shapes
- Angles in regular polygons

### **Chapter 6 - Graphs**

- Drawing straight lines (completing table of values to plot graph)
- Horizontal and Vertical line equations
- Given an equation of a line - find the gradient and y intercept

### **Chapter 8 - Statistics**

- Displaying data in frequency and grouped frequency tables
- Drawing and reading pie charts
- Reading and drawing bar charts and frequency diagrams
- Averages from a list of data (Mean, mode, median and range)
- Averages from frequency tables (Mean, mode, median and range)
- Scatter graphs and correlation
- Stem and leaf diagrams

### **Chapter 10 - Equations**

- Solving one and two step equations
- Solving equations with unknowns on both sides
- Solving equations involving brackets
- Change the subject

### **Chapter 12 - Constructions**

- Constructing triangles using a protractor and compass (when given 2 sides and an angle or 2 angles and a side or 3 sides)
- Bearings
- Scale Drawings

### **Chapter 15 - Ratio and Proportion**

- Simplifying ratio
- Find ratios of quantities
- Direct proportion
- Writing ratios and proportions and comparing these
- Percentage increase and decrease

### **Chapter 16 - Probability**

- Probability scale
- Listing outcomes using tree diagrams and two way tables
- Experimental probability
- Venn Diagrams including understanding sets

### **Revision resources and guidance**

Complete all the 'My Practice' and 'My Review' exercises from the relevant chapters  
A revision question sheet will also be provided by your teacher in the week before your exam.  
If you have any questions or queries, you should talk to your teacher

**NOTE! Any questions – just ask your teacher for guidance!**

## 8. MUSIC

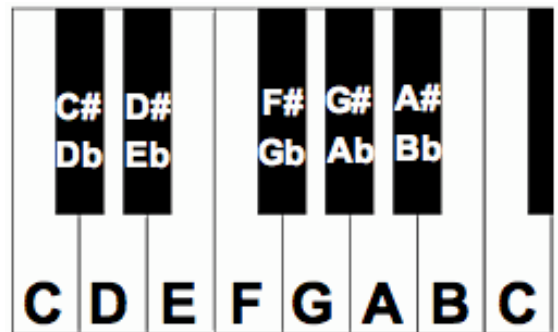
Beware! You should not only learn what is on this sheet. Rather, you should use it as a guideline for your more detailed revision. The headings should point you back to your music booklet where you would have covered topics in greater detail.

### i. Keyboard Skills

You need to know the pitch names on a keyboard as outlined in the diagram below.

You will be required to know how many notes there are in an octave and how to label these on a keyboard.

You should be aware of how pitch is affected on the keyboard when moving from left to right.



### ii. Mood Music

You need to know how the elements of music can be changed to create a particular mood. These include:

- Tempo;
- Dynamics;
- Texture;
- Pitch;
- Articulation; and
- Tonality.

You should be able to back up your thoughts on how you think a mood has been created through music by identifying specific features of it. Refer to Pages 14-15 and the written descriptions as exemplar answers.

### iii. Performance Directions

You need to know how to add specific performance directions to musical notation. The performance directions will include:

- Articulation
  - Staccato
  - Legato
- Dynamics
  - Loud
  - Quiet
  - Quite loud
  - Quite quiet



You should also know:

- Pause markings
- Accents
- Tenuto





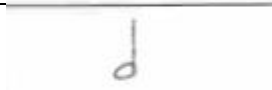

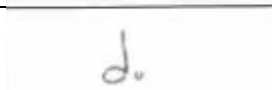



#### iv. Instruments of the Orchestra

You need to know the four instrumental families in the orchestra and recognise their sounds, aurally.

- Strings (violin, viola, cello, double bass, harp)
- Woodwind (flute, oboe, clarinet, bassoon)
- Brass (trumpet, trombone, French horn, tuba)
- Percussion (bass drum, boomwhacker, triangle, maracas, djembe, tambourine)

#### v. Music Theory

You will need to be familiar with different types of notes and what they look like as outlined in the table, below:

Note Name	Length of Note	Note	Rest
Quaver	1/2 beat		
Crotchet	1 beat		
Minim	2 beats		
Dotted Minim	3 beats		
Semibreve	4 beats		

You should also be able to recognise the finger patterns for the following pitches on recorder:

- Low D/High D
- Low E/High E
- F#
- G

- A
- B
- C
- C#

Make sure, too, that you know what these notes look like in notation format.

**vi. Chariots of Fire**

This piece of music will appear in the listening section of the examination. You need to know the facts in the box on Page 28 and recognise the melody.

Refer to Page 29 for an overview of the music, too.

**vii. Film Music**

Refer to Pg 32 for features of main sections of music in a film. You should be able to define:

- Soundtrack
- Leitmotif
- Song
- Main Tune
- Synchronisation/Mickey Mousing

You need to know what a tie looks like and its purpose in music.

**viii. Mission Impossible**

This piece will appear in the listening section of the examination. You need to know the facts in the box on Page 38.

**ix. Music For Special Occasions**

You need to know four brass instruments and features of music that are effective for special occasions.

## 9. RELIGIOUS EDUCATION

**Exam Duration: 1 hour**

Topics to revise:

Christianity:

- The Miracles of Jesus
- Jesus' Relationships with people
- Palm Sunday
- The Last Supper
- The arrest and trials of Jesus
- The crucifixion, death and burial of Jesus.
- The resurrection of Jesus
- The road to Emmaus
- Pentecost

Hinduism:

- Understanding of God & the Trimurti
- Creation
- Avatars

## 10. SCIENCE

### On the Move

- Energy
- $s = d/t$
- Speed/distance/time graphs

### Ecological Relationships

- Food chains and webs
- Sampling methods
- Pyramids of number

### Elements, Compounds and Mixtures

- Structure of Atom
- Periodic Table
- Separation Techniques

### Respiration

- Aerobic Respiration
- Anaerobic Respiration

### Electricity

- Energy changes
- Series and parallel circuits
- Current and voltage
- Electrons and current
- Ammeters and voltmeters

## 11. SPANISH

- Numbers
- Nouns and Articles
- Days of the week, months of the year and birthdays
- Countries, nationalities and where you live
- Family – who they are, names, ages etc...
- Pets – type, colour, names, ages
- Description of people and pets - physical and character
- Adjective agreement
- Subjects, teachers, and opinions (using me gusta / me gustan etc, pensar, preferir, porque + adjective)
- Time and timetable
- What your school is like